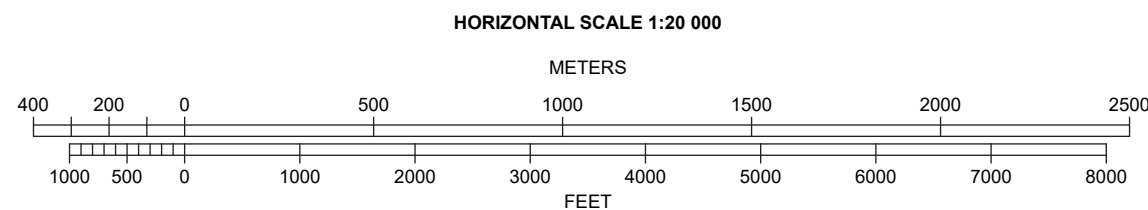
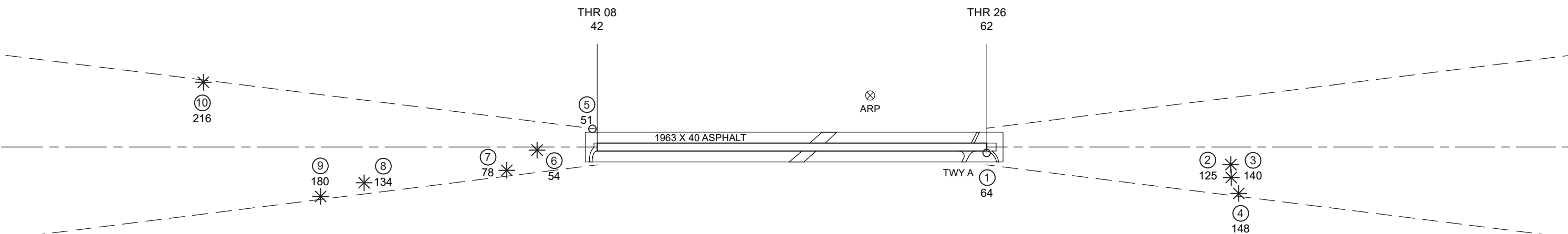
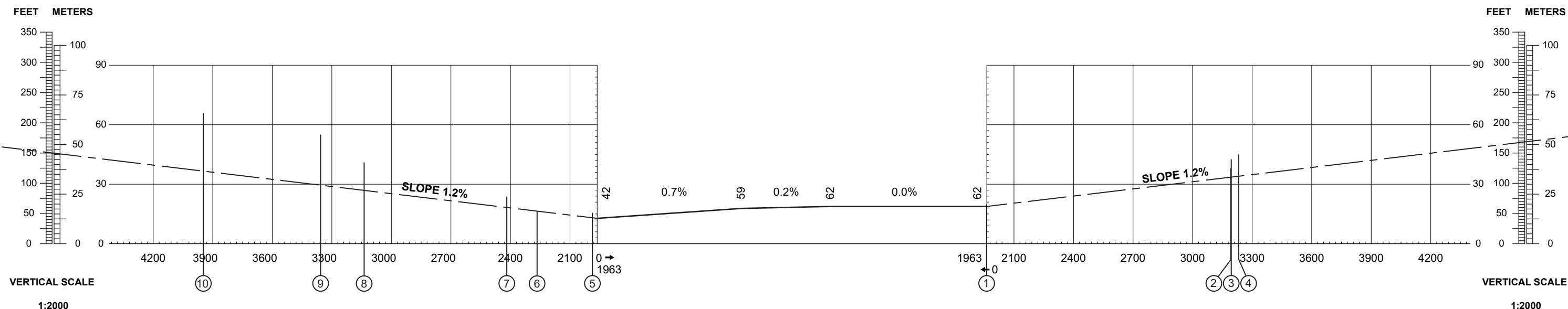


RUNWAY BEARINGS
08 = GEO 074.84°; MAG 069°
26 = GEO 254.87°; MAG 249°

RWY 08	DECLARED DISTANCES	RWY 26
1963	TAKE-OFF RUN AVAILABLE	1985
1963	TAKE-OFF DISTANCE AVAILABLE	1985
1963	ACCELERATE STOP DIST. AVAILABLE	1985
1963	LANDING DISTANCE AVAILABLE	1963



ORDER OF ACCURACY
HORIZONTAL 5 m
VERTICAL 1 ft

LEGEND	
IDENTIFICATION NUMBER	①
POLE, TOWER, SPIRE, ANTENNA, ETC.	○
TREE OR SHRUB	✱
TERRAIN PENETRATING OBSTACLE PLANE	